


All AgendaPop apps are developed with the same default labels and settings unless requested at the time of submission. Here are some settings that can be modified.



### 1 Header Colors

The header at the top of each menu can be modified with the predominant color that you use for your brand or conference. Provide us with a Hex code (ex. #A2BE7D) or the RGB color value (ex. 162, 190, 125). We will use the same color for the navigation tabs in the bottom menu.

### 2 Navigation Tabs

The labels under the bottom navigation icons may be modified. Labels must be 12 characters maximum. If there are no Exhibitors or Sponsors for the event, then "Maps" will be substituted. Here are default label names and some options:

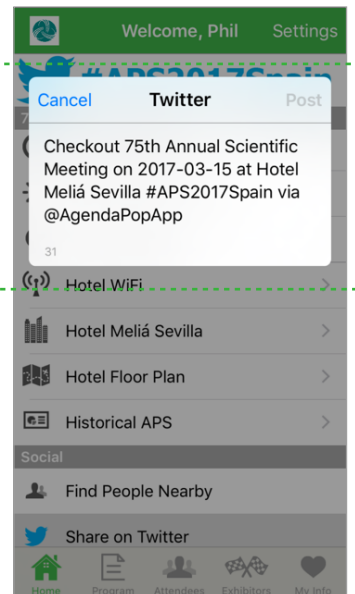
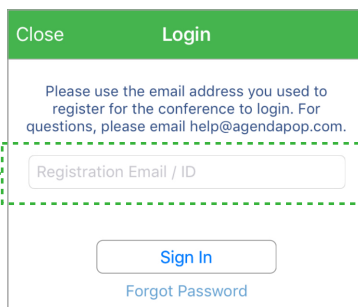
- ▶ **Home:** Main or Menu
- ▶ **Agenda:** Schedule, Events, or Program
- ▶ **Attendees:** Members, People, Delegates, or Participants
- ▶ **Exhibitors:** Sponsors, Exhibits, Partners, or Companies
- ▶ **My Info:** My Stuff, Me, or Personal

### 3 Access & Security

It is important to communicate to us how secure you would like to make your app:

- ▶ No login (everyone can view everything)\*
- ▶ Require login via email address (emails used by registered attendees)
- ▶ Require Email & password (same password given to all) for added security
- ▶ Logins for specific functions (e.g. attendee list, slides, product material, surveys)

*\*Some functions like chat or connection requests will still require logins to verify individuals' identities*



### 4 Twitter Hashtag

Provide a default Twitter message including the hashtag for when users want to tweet from the Home page, a session, an attendee or speaker, or an exhibitor. Please provide this at least two weeks prior to your event.